

# Models for the Formation of Massive Stars

By MARK R. KRUMHOLZ<sup>1</sup>† and IAN A. BONNELL<sup>2</sup>

<sup>1</sup> Department of Astrophysical Sciences, Princeton University, Princeton, NJ 08544-1001

<sup>2</sup> SUPA, School of Physics and Astronomy, University of St Andrews, KY16 9SS, UK

The formation of massive stars is currently an unsolved problems in astrophysics. Understanding the formation of massive stars is essential because they dominate the luminous, kinematic, and chemical output of stars. Furthermore, their feedback is likely to play a dominant role in the evolution of molecular clouds and any subsequent star formation therein. Although significant progress has been made observationally and theoretically, we still do not have a consensus as to how massive stars form. There are two contending models to explain the formation of massive stars, Core Accretion and Competitive Accretion. They differ primarily in how and when the mass that ultimately makes up the massive star is gathered. In the core accretion model, the mass is gathered in a prestellar stage due to the overlying pressure of a stellar cluster or a massive pre-cluster cloud clump. In contrast, competitive accretion envisions that the mass is gathered during the star formation process itself, being funneled to the centre of a stellar cluster by the gravitational potential of the stellar cluster. Although these differences may not appear overly significant, they involve significant differences in terms of the physical processes involved. Furthermore, the differences also have important implications in terms of the evolutionary phases of massive star formation, and ultimately that of stellar clusters and star formation on larger scales. Here we review the dominant models, and discuss prospects for developing a better understanding of massive star formation in the future.

---

## 1. Introduction

The difficulties in understanding massive star formation lie in that we are not able to fully ascertain the properties of a cloud in which massive stars form or to determine whether the properties we do observe are that of the pristine initial conditions or those due to subsequent evolution. For example, the central condensation often observed in massive cores could be an indication of the central condensation required in the core accretion model, or equally represent the evolved state from a dynamical collapsing model. It is also equally difficult to determine the census of young stars in these cores and to what degree their dynamics may be thus affected. We are therefore left in a state of some ambiguity in terms of constraining the initial conditions for the models.

There is also considerable ambiguity regarding the end state of the massive star formation process, particularly as regards the multiplicity and clustering of massive stars. Observations unambiguously show that massive stars have a much higher companion fraction than low mass stars (Duchêne *et al.* 2001; Preibisch *et al.* 2001; Shatsky & Tokovinin 2002; Lada 2006), even at early, still-embedded stages of star formation (Apai *et al.* 2007). A significant fraction of massive stars appear to be twins, systems with mass ratios near unity (Pinsonneault & Stanek 2006). However, the full mass and period distribution of massive stars is much less well-determined than it is for low mass stars, and the statistical significance of the Pinsonneault & Stanek results has been disputed due to the small sample size and the potential for selection bias produced by using a sample of eclipsing binaries (Lucy 2006).

Similarly, the clustering properties of massive stars are debated. While the great majority of massive stars are either part of star clusters or are runaways ejected from clusters, since on statistical grounds one would expect most massive stars to be in clusters it is

† Hubble Fellow

unclear if this observation implies that O stars form only, or preferentially, in clusters. Statistical analyses of cluster data reach contradictory conclusions, with some finding that the stellar IMF is truncated at a value that is an increasing function of the mass of the cluster in which that star is found (Weidner & Kroupa 2004, 2006), and others concluding that the data are consistent with random and independent sampling from stellar and cluster mass functions, with a cluster mass function that is continuous down to a single star (Oey *et al.* 2004; Elmegreen 2006; Parker & Goodwin 2007). Observationally,  $4 \pm 2\%$  of O stars do not appear to be surrounded by clusters and are not runaways (de Wit *et al.* 2004, 2005), which would seem to imply that O stars can form in isolation. However, it remains possible that these O stars formed via a different mechanism than most massive stars.

On the theoretical side, a traditional problem in massive star formation is how the mass is actually accreted by the proto-massive star and how this accretion circumvents the radiation pressure produced by the high stellar luminosity and the opacity of dust grains in the accretion flow. A number of potential solutions have recently been advanced based on the physics of disk accretion and ways of circumventing the effects of the photon pressure such that we can conclude massive star formation is unlikely to be halted solely due to radiation pressure. However, these conclusions are still preliminary, since to date no simulation of massive star formation including radiative effects has successfully demonstrated the formation of stars up to  $\sim 80 M_{\odot}$ , the mass of the largest star whose mass is securely measured (the eclipsing spectroscopic binary WR 20a; Bonanos *et al.* 2004; Rauw *et al.* 2005).

In this review we begin by describing the two primary models of massive star formation in §§ 2-3, and we then focus on the challenges that both models face in § 4. We then suggest directions in which we can make progress on those challenges, and in distinguishing between the two models, in § 5.

## 2. The Core Accretion Model

### 2.1. *The Model*

The basic premise of the core accretion model is that all stars, low and high mass, form by a top-down fragmentation process in which a molecular cloud breaks up into smaller and smaller pieces under the combined influence of turbulence, magnetic fields, and self-gravity. This process continues down to some smallest scale, called a core, which does not undergo significant internal sub-fragmentation before collapse to stellar densities. Thus a core represents the object out of which an individual star, or a bound stellar system (for example a binary) forms, and the mass of the core determines the mass reservoir available to form the star. A massive star must therefore form from a massive core (McKee & Tan 2002, 2003). Cores also represent the scale in the star formation process at which gas becomes unstable to a global gravitational collapse. On all larger scales objects have gravitationally unstable parts within them, but they are not in a state of overall collapse, and they turn a relatively small fraction of their mass into stars per dynamical time.

This model leads immediately to several predictions that may be tested against observations. First, in the core accretion scenario a core is the mass reservoir available for accretion onto the star that forms within it, so there must be a direct relationship between the core and stellar mass functions. Indeed, the core mass distribution will effectively set the stellar mass distribution. Second, for systems too young for the stars to have moved significantly from their birth sites, the spatial and velocity distributions

of cores and stars should be similar – properties such as clustering strength, degree of mass segregation, and kinematics should be similar for cores and for the youngest stars. Third, since the individual cores are gravitationally collapsing but the bulk of the gas is not, the overall rate of star formation in clouds much larger than an individual core should be small, in the sense that  $\lesssim 10\%$  of the mass should be converted into stars per cloud dynamical time.

Finally, it is worth noting that the origin of the core mass function and core kinematics need not be specified as part of the core accretion model. Although a number of theories have been advanced to explain these quantities (e.g. Padoan & Nordlund 2002), these models and the core accretion model are independent of one another, and must be tested separately.

## 2.2. *Observational Tests*

### 2.2.1. *Core and Stellar Mass Functions*

Thus far the predictions of the core accretion model appear to hold up well against observations, although there are several significant caveats and areas of uncertainty. Observations of many different star-forming regions in dust continuum emission (Motte *et al.* 1998; Testi & Sargent 1998; Johnstone *et al.* 2001; Onishi *et al.* 2002; Reid & Wilson 2005, 2006) and near infrared extinction mapping (Alves *et al.* 2007) essentially all find that the core mass distribution has a functional form strikingly similar to the stellar IMF. The core mass function has a powerlaw tail of Salpeter slope at high masses, and a flattening at low masses. The most recent and sensitive study, that of Alves *et al.* (2007), even hints at a turn-down in the mass function below the peak, exactly as is seen in the stellar IMF. The sole significant difference between the core and star mass functions appears to be that the core mass function is shifted to higher masses by a factor of  $\sim 3$ , exactly what one would expect if a significant fraction of pre-stellar cores were ejected by outflows rather than accreting onto a star (Matzner & McKee 2000).

There is a significant caveat that the core mass function has only been reliably measured up to masses  $\lesssim 20 M_{\odot}$  on the Salpeter side, and down to  $\gtrsim 0.5 M_{\odot}$  on the brown dwarf side. The latter limitation comes from the difficulty of detecting such low mass objects, and the former comes from the difficulty of resolving objects at the large distances to which observations must reach to find such massive cores. While there are observations of cores up to a few hundred  $M_{\odot}$ , massive enough to form the largest stars (Beuther & Schilke 2004; Sridharan *et al.* 2005; Beuther *et al.* 2005, 2006; Reid & Wilson 2006), these objects are both expected and observed to have internal structure, and so one might worry that they are simply blended collections of low mass cores. High resolution interferometric observations show that at least some of these massive cores are very strongly centrally concentrated, however, which argues against this possibility (Beuther *et al.* 2007). That said, it cannot be ruled out definitively without higher resolution observations or a larger sample of massive cores.

### 2.2.2. *Core Spatial and Kinematic Distributions*

The prediction of the core accretion model that young stars and star-forming cores should have similar spatial distributions also appears to be consistent with observations. In young clusters, stars with masses  $\gtrsim 5 M_{\odot}$  are preferentially located in cluster centers, but at lower stellar masses the mass function appears to be independent of position within a cluster (e.g. Hillenbrand & Hartmann 1998). There is some dispute about whether this segregation is a function of birthplace (Bonnell & Davies 1998; Huff & Stahler 2006) or is produced dynamically in young clusters (Tan *et al.* 2006; McMillan *et al.* 2007), but to the extent that it is primordial it should be reflected in the spatial distribution of

cores. In at least one star-forming cloud,  $\rho$  Ophiuchus, exactly such a pattern of core segregation is observed: massive cores are found only in the center, but cores  $\lesssim 5 M_{\odot}$  show a position-independent mass function (Elmegreen & Krakowski 2001; Stanke *et al.* 2006). The major caveat regarding this observation is that it is not been replicated yet in more distant and more massive star-forming clouds, so it is unclear to what extent it is a generic feature of massive star-forming regions.

On the question of kinematics, observations also appear consistent with the core accretion model. Observations of populations of pre-stellar cores and cores around class 0 protostars (e.g. Goodman *et al.* 1998; Walsh *et al.* 2004; André *et al.* 2007; Kirk *et al.* 2007; Rathborne *et al.* 2007) consistently find four consistent kinematic signatures for low mass cores across a wide range of cluster-forming clouds: first, the linewidths along sightlines that pass through core centers are essentially always sonic, with no significant turbulent component. Second, the linewidth increases only slowly as one examines sightlines progressively further from core centers, becoming only transonic (i.e. Mach numbers  $\sim 2$ ) at projected distances of  $\sim 0.1$  pc from core centers. Third, the mean velocity difference between cores and their envelopes are also small. Fourth, if one computes a centroid velocity for each core, the dispersion of core centroid velocities is generally smaller than the virial velocity in the observed region.

Simulations of cores forming in the context of driven, virialized turbulent flows in which the large-scale region is not globally collapsing are able to reproduce most but not all of these observations, while simulations in which the region is in global collapse have much greater difficulty (Offner *et al.* 2007). In non-collapsing regions cores have subsonic or transonic velocity dispersions along the line of sight because the collapse is limited and localized, although the linewidths are still somewhat larger than observed ones, probably due to the absence of magnetic fields in the simulations. Because collapse is localized, cores are not bounded by strong infall shocks and the velocity dispersion at their edges is fairly small. Cores move sub-virially with respect to one another because they are born from the densest, shocked gas that is preferentially at low velocity dispersion (Padoan *et al.* 2001; Elmegreen 2007).

In contrast, simulations in which the turbulence is not driven and the entire region enters a process of global collapse have much greater difficulty (e.g. Klessen *et al.* 2005; Ayliffe *et al.* 2007). These simulations also find relatively low differences in mean velocity between cores and envelopes, but, due to the large-scale infall that occurs in them, they generally also find supersonic velocity dispersions, either at core centers or in their outskirts. They also produce core-to-core velocity dispersions that are about the same size as those seen in the gas (Offner *et al.* 2007), rather than smaller as the observations demand. This feature occurs because the cores are effectively dissipationless, and retain the velocity dispersions they have at birth. The gas, however, continually loses energy through shocks, and thus after a while its velocity dispersion decreases to the point where it matches that of the cores.

### 2.2.3. *The Star Formation Rate*

The final test of the core accretion model is the overall rate of star formation. Core accretion requires that, at any instant, collapse in cloud be confined to discrete regions containing a small fraction of the mass. Thus, the star formation rate per cloud dynamical time must be small,  $\lesssim 10\%$ . In contrast, competitive accretion models require that cloud convert their mass to stars quickly, with a star formation rate per dynamical time  $\gtrsim 10\%$ , at least by the end of the star formation process or when averaged over many clouds.

This prediction can be tested in two ways, one statistical and one object-by-object. Statistically, one can estimate star formation rates in a large sample of clouds by observ-

ing a galaxy in a tracer of star formation such as infrared emission, and then compare it to the total mass of dense, cluster-forming gas by observing the same galaxy in a dense gas tracer such as the HCN( $1 \rightarrow 0$ ) line, which is emitted by gas at densities  $\sim 10^5 \text{ cm}^{-3}$  (Gao & Solomon 2004*a,b*; Wu *et al.* 2005). If the dense gas mass divided by the free-fall time at the mean density of that gas is much larger than the measured star formation rate in the galaxy, then the clouds must, on average, convert their mass into gas relatively slowly. In contrast, if the cloud mass divided by the free-fall time is comparable to the galactic star formation rate, then the clouds must convert into stars rapidly.

Krumholz & Tan (2007) perform this exercise using a variety of tracers of dense gas, and find that, with the exception of one tracer that only yields an upper limit, all the data require that clouds convert to stars at a rate well under 10% of the mass per dynamical time. This appears to be consistent with the requirements of core accretion. However, it is worth mentioning the caveat that this technique averages over a large number of star-forming clouds and assumes that all of them are active star-formers. If there are a significant number of clouds that do not form stars, then the star formation rate in the active star-formers could be significantly higher (Elmegreen 2007). This picture would be inconsistent with core accretion, although it would also demand an explanation for what mechanism prevents gas at densities of  $10^5 \text{ cm}^{-3}$  from forming stars.

For individual objects, one can estimate the star formation rate by computing the age spread within a star cluster, and then estimating the efficiency of conversion of gas into stars based on cluster dynamics. The age divided by the dynamical time of the parent cloud multiplied by the efficiency yields the fraction of the mass that must have been converted into stars per dynamical time. This method is considerably less certain, since for clusters where it is possible to estimate an age spread using pre-main sequence tracks the parent cloud has generally already been dispersed. One must therefore estimate the mass of that cloud (in order to determine the overall efficiency) and its dynamical time without observing it directly. Moreover, even the age spreads themselves are uncertain, since the pre-main sequence tracks used to age-date stars are of limited accuracy.

Given these uncertainties, it is not surprising that interpretations of the data vary widely. Elmegreen (2000*b*, 2007) argues that star formation in a cluster generally ends in only 1 – 2 crossing times, which, together with a typical cluster formation efficiency of 20 – 50% (Lada & Lada 2003), implies rapid star formation. Tan *et al.* (2006) and Huff & Stahler (2006), analyzing much the same data set, conclude instead that the typical duration of star formation is 4 – 5 crossing times, implying a much lower rate of star formation. Resolving this controversy will require both better observations of still partially embedded young clusters and improvements in the pre-main sequence models.

It is worth noting, however, that several groups recently obtained parallax measurements of the distance Orion Nebula Cluster, the object about which much of the debate regarding the duration of cluster formation has taken place. These observations correct the distance from roughly 500 pc to about 400 pc (Sandstrom *et al.* 2007; Caballero 2007; Hirota *et al.* 2007; Menten *et al.* 2007), which will reduce the inferred luminosity for all the Orion stars by  $\sim 30\%$ . This will in turn increase the age spread inferred from the pre-main sequence tracks. This revision obviously favors the extended formation hypothesis, although determining by exactly how much will have to await a full re-analysis of the locations of ONC stars on pre-main sequence tracks using the revised luminosities.

### 2.3. Massive Stars in the Core Accretion Model

#### 2.3.1. Initial Fragmentation

In the context of the core accretion model, a massive star forms from a core that is similar to those that form low mass stars. The one challenge that is particular to the

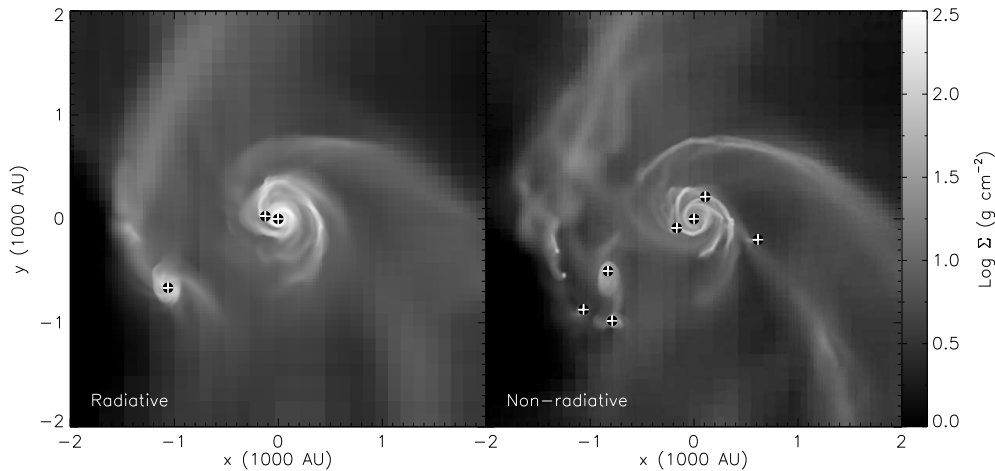


FIGURE 1. The plots show the column density through a 4000 AU around the most massive protostars in two simulations of the collapse and fragmentation of a massive core by Krumholz *et al.* (2007*b*). The simulation shown on the left includes radiative transfer and feedback, while the one on the right omits these effects, but they are otherwise identical in initial conditions, evolutionary time, and resolution. The plus signs indicate the locations of protostars.

core accretion model is how a massive star, an object that is potentially hundreds of Jeans masses in size, can form by direct collapse. Why does the fragmentation process not always continue down to objects that are  $\sim 1$  Jeans mass in size? Indeed, purely hydrodynamic simulations of core collapse and fragmentation find exactly this behavior (Dobbs *et al.* 2005).

The simulations and analytic work of Krumholz (2006) and Krumholz *et al.* (2007*b,c*) provide a likely answer: at very early times in the star formation process, radiation feedback powered by the gravitational potential energy of collapsing gas will modify the effective equation of state of the gas on scales of  $\sim 0.01 - 0.1$  pc, roughly the size of observed pre-stellar cores. The effective equation of state is critical to determining whether or not gas fragments (Larson 2005; Jappsen *et al.* 2005): equations of state that are isothermal or softer favor fragmentation, while stiffer equations of state prevent it. In the simulations of Krumholz *et al.*, the accretion luminosity coming from the first  $\sim 0.1 - 1 M_{\odot}$  star in the simulation gives the gas an equation of state with an effective ratio of specific heats  $\gamma = 1.1 - 1.2$ , stiffer than isothermal and thus unfavorable to fragmentation. This is not truly an equation of state, since the gas temperature depends on position relative to the illuminating source as well as density, but it appears to have the same effect on fragmentation as a true equation of state. In simulations with radiation, Krumholz *et al.* find that a typical massive core forms only a handful of fragments, and most of these form out of gravitationally unstable protostellar disks that are shielded from radiation by their high column densities. Figure 1 illustrates this result, showing a comparison between a non-radiative and a radiative simulation starting from identical initial conditions. The strong suppression of fragmentation found in these simulations suggests that in the dense regions where massive stars form gas *cannot* fragment on size scales below a few hundredths of a parsec, so monolithic collapse is the only possibility.

The major remaining caveat on this work is that the simulations begin from somewhat unrealistic initial conditions in which cores possess turbulent velocity structures but not turbulent density structures. In reality, even at the time when a first protostar forms

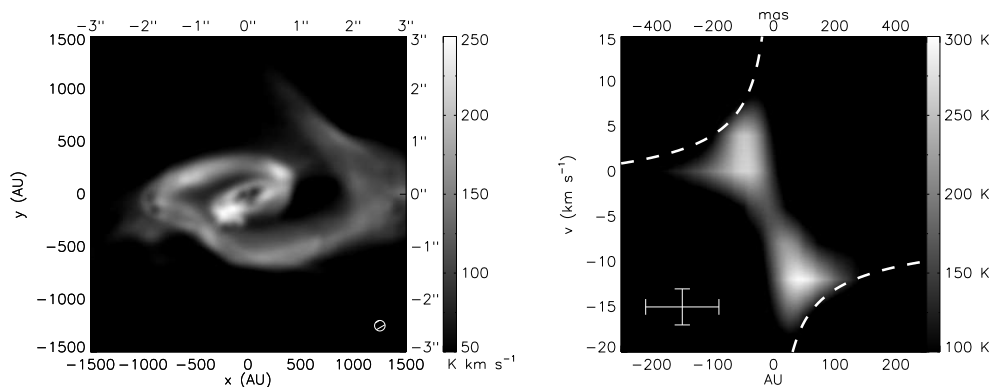


FIGURE 2. The plots, adapted from Krumholz *et al.* (2007a), show simulated observations of a massive protostellar disk in the  $\text{CH}_3\text{CN}$  220.7472 GHz line using ALMA (*left*) and of the inner part of the same disk using the  $\text{NH}_3$  26.5190 GHz line (the (8, 8) inversion transition) using the EVLA (*right*). The left image shows velocity integrated brightness temperature as a function of position, while the right image shows brightness temperature as a function of position and velocity for a line along the disk plane. The beam sizes are indicated in both plots, and the color scales are chosen so that their bottom values correspond to the  $3\sigma$  sensitivity of the assumed observation. The dashed line shows a Keplerian rotation curve for an  $8.3 M_\odot$  star, the mass of the star at the center of the disk. Note the presence of very strong spiral structure in the position-position plot, and that the disk is offset from zero velocity in the position-velocity plot. Both of these are observational signposts of strong gravitational instability in the disk.

there should be density structure present in the gas, and some overdense regions may be sufficiently shielded against radiation to collapse despite significant external illumination. Future simulations using radiative transfer on larger scales will have to examine this effect.

### 2.3.2. Massive Protostellar Disks and Companion Formation

Since the collapsing core has non-zero angular momentum, a protostellar disk naturally results. The sizes of these disks are typically  $\sim 1000$  AU, a value imposed by the core size and the typical angular momentum carried by cores' turbulent velocity fields. These disks are quite different from those around lower mass protostars in low density regions. Due to the high density in massive cores, the accretion rate onto these disks is extremely high. Early in their lifetimes rapid accretion drives massive protostellar disks to a regime of gravitational instability characterized by Toomre  $Q$  values near unity and disk to star mass ratios  $\sim 0.5$  (Kratte & Matzner 2006; Krumholz *et al.* 2007b; Kratter *et al.* 2007). While in this stage the disks have strong spiral arms and are subject to gravitational fragmentation. This condition persists throughout the majority of the time during which the massive protostar is accreting.

Disks in this evolutionary phase are also subject to fragmentation. Fragments that form in the disk tend to migrate inward as the disk accretes. The fate of these fragments is unknown, and most of them likely merge with the central protostar. However, it seems likely that at least some of them survive to become close companions, explaining the high companion fraction of massive stars. Those which come closer than  $\sim 1$  AU are likely to gain considerable mass via mass transfer from the primary, which passes through a phase of rapid expansion to large radii on its way to the main sequence. Such systems are likely to become massive twins (Krumholz & Thompson 2007).

Massive, gravitationally unstable disks are potentially observable, and their proper-

ties could be an important signpost of the massive star formation process. Simulated observations by Krumholz *et al.* (2007a) indicate that these disks should be visible out to distances of  $\sim 0.5$  kpc using EVLA observations of molecular lines in the 20 – 30 GHz range, and out to several kpc using ALMA observations of lines in the 200 – 300 GHz range. Figure 2 illustrates some simulated observations of massive disks. Dust continuum observations, which provide morphological but not kinematic information, should be possible at considerably larger distances. These observations should reveal several indicators of gravitational instability, including strong spiral arms, hot spots produced by accreting protostars formed in the disk, rotation profiles that are super-Keplerian in their outer parts relative to their inner parts (due to the non-trivial disk to star mass ratio), and velocity offsets between the disk and star (due to motion of the star under the influence of the disk’s gravity).

### 3. The Competitive Accretion Model

The primary difference between the core accretion model and competitive accretion is the initial conditions and the physical process invoked to gather the mass of the most massive star. Models of competitive accretion are derived from the requirement to form a full cluster of stars in addition to forming the few massive stars in the system (Klessen *et al.* 1998; Bate *et al.* 2003; Bonnell *et al.* 2003). As such, the initial conditions are dynamical unrelaxed allowing for large-scale fragmentation into the many objects needed to populate a stellar cluster. In this scenario, fragmentation produces lower mass stars while the few higher-mass stars form subsequently due to continued accretion in stellar clusters where the overall system potential funnels gas down to the centre of the potential, to be accreted by the proto-massive stars located there (e.g. Bonnell *et al.* 2001a; Bonnell & Bate 2006). This model not only produces massive stars, but a full IMF and mass segregated stellar clusters (Bonnell *et al.* 2007).

Competitive accretion relies primarily on the physics of gravity and that massive stars form in clustered environments. That gravity is the dominant physical process in forming massive stars is not surprising as gravity need play a role in both the larger scale formation of stellar cluster as well as the smaller scale fragmentation and collapse of individual objects.

#### 3.1. Initial fragmentation

The initial fragmentation stage of a stellar cluster in a turbulent cloud involves the rapid generation of structure due to the turbulence, followed by the collapse of individual fragments at Jeans length separations ( $\approx 0.05$  pc) in the cloud (Larson 1984). Such fragmentation is unaffected by any heating from other newly formed stars due to this relatively large separation. Numerical simulations have repeatedly shown that the gravitational fragmentation of a turbulent medium results in a range of stellar masses based around the thermal Jeans mass of the cloud (Klessen *et al.* 1998; Klessen & Burkert 2000; Klessen *et al.* 2000; Bate *et al.* 2003; Bonnell *et al.* 2004; Bate & Bonnell 2005). In the context of cloud core mass functions that are similar to the stellar IMF, this can easily be understood as being due to the subfragmentation of the higher-mass cores while the lower-mass ones are never gravitationally bound (Clark & Bonnell 2004, 2006). This is just what has recently been observed in the Pipe nebula (Lada *et al.* 2007).

Thus, turbulence drives structures into the molecular cloud while the thermal physics determines the fragmentation scale and thus the characteristic mass for star formation (Larson 2005; Jappsen *et al.* 2005; Bonnell *et al.* 2006). Such fragmentation does not produce stars with masses some tens larger than the Jeans mass implying that massive



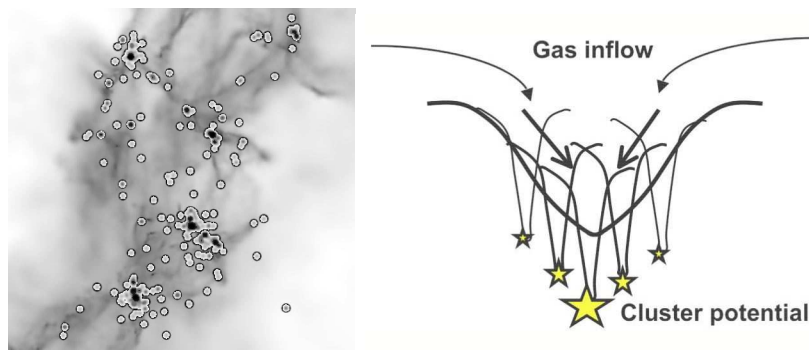


FIGURE 3. The location of the most massive stars in a simulation of cluster formation (left) shows their preferential location in the centres of clusters due to competitive accretion. The right panel shows a schematic of the competitive accretion process whereby the that funnels gas down to the cluster core. The stars located there are therefore able to accrete more gas and become higher-mass stars. The gas reservoir can be replenished by infall into the large-scale cluster potential (from Bonnell *et al.* 2007).

stars need to form through an alternative mechanism. Turbulent fragmentation is sometimes invoked to explain the formation of high-mass fragments (Padoan *et al.* 2001), but such fragments need to be very widely separated and cannot account for the clustered environments of massive star formation.

Once individual fragments have formed, they fall together to form small-N systems which grow through accretion of gas and other fragments. These systems merge with other small-N clusters generating a hierarchical merger scenario for stellar cluster formation much as is invoked in cosmology. A hierarchical fragmentation process is most straightforward in order to explain the origin of stellar clusters. The infalling gas is crucial in providing the material to form the more massive stars in the clusters.

### 3.2. Accretion in a cluster potential

Competitive accretion provides just such a mechanism as it relies on the continued accretion onto a lower mass star due to the large-scale gravitational potential of a stellar cluster (Bonnell *et al.* 2001a). Such a potential naturally funnels gas down towards the centre of the system, there to be accreted by the soon to be massive star located there.

Competitive accretion relies on the inefficiency of fragmentation such that there is a large common reservoir of gas from which the protostars can accrete (e.g. Bonnell *et al.* 2001a, 2004). Observations of pre-stellar structures and of young stellar clusters both support this view with the large majority of the total mass being in a distributed gaseous form (Motte *et al.* 1998; Johnstone *et al.* 2000, 2004; Lada & Lada 2003; Bastian & Goodwin 2006). The second requirement is that the gas be free to move under the same gravitational acceleration as the stars. If the gas is fixed in place due to magnetic fields then accretion will be limited. When these two requirements are filled, the dynamical timescale for accretion and evolution are similar such that a significant amount of gas can be accreted. The necessary condition is that the system (cluster) is bound such that the overall potential can have a significant effect. It is not necessary for the system to be cold or collapsing as the potential will still funnel gas down to the centre even if the system is virialised.

### 3.3. Dynamics of Accretion

Competitive accretion can occur in two different regimes where the physics of the accretion depends on the relative velocities between the stars and the surrounding gas. The

first occurs at the point Firstly, at the point of fragmentation the relative star-gas velocities are low (as are the star-star velocities). The accretion rates are then determined by the tidal limits of each star’s potential relative to the overall system potential. This means that *the stars themselves do not need to move* relative to the surrounding gas. It is their ability to gravitationally attract the gas, which is governed by their tidal radius in the cluster potential, that determines the accretion rates and therefore the final mass distribution.

Secondly, once stars dominate the potential, they will virialise and have random velocities relative to the gas. Thus, in general, the relative velocities between gas and stars is large and the accretion is determined by a Bondi-Hoyle type accretion. This produces a steeper mass spectrum due to the strong mass dependence of the accretion rates (Zinnecker 1984; Bonnell *et al.* 2001*b*). Simulations and analytical arguments have shown that this type of process results in a Salpeter-like IMF with mass spectra of  $dN \propto m^{-\gamma} dm$  with  $\gamma$  in the range of 2 to 2.5 (Bonnell *et al.* 2001*b*, 2003). It should be noted that even in a virialised cluster there are exceptions to a Bondi-Hoyle accretion formalism. For example, the most massive star sits in or near the centre of the potential. The relative velocity of the gas to this star is then small resulting in near-spherical infall limited more by the tidal radii of the cluster core. Even stars that are further out and have higher velocities will periodically have velocities more aligned to that of the infalling gas and thus a much lower relative velocity than would be naively predicted.

#### 3.4. *Limitations of Competitive Accretion*

Recently, Krumholz *et al.* (2005*c*) have cast some doubt on this process by claiming that, accretion in such environments cannot significantly increase a star’s mass and therefore does not play a role in establishing the stellar IMF. In part this is correct as with competitive accretion, most stars do not continue to accrete. It is the few that do that are important in terms of forming higher mass stars and the IMF. What the Krumholz analysis overlooks is that Bondi-Hoyle accretion

$$\dot{M}_* \approx 4\pi\rho \frac{(GM_*)^2}{v^3}, \quad (3.1)$$

is very dependent on the exact values of the gas density  $\rho$ , stellar mass  $M_*$ , and velocity dispersion  $v$ , such that with slight variations in these properties, the accretion can vary from  $10^{-9} M_\odot \text{ yr}^{-1}$  to  $10^{-4} M_\odot \text{ yr}^{-1}$ . The higher values take more typical gas densities found in the cores of stellar clusters and velocity dispersion of  $0.5 \text{ km s}^{-1}$ , in keeping with the expectation of turbulence and the internal stellar velocity dispersion expected on these scales (Bonnell & Bate 2006).

The large range in accretion rates due to small differences in the gas density, the relative velocity and the initial stellar (fragment) mass highlight the strength of competitive accretion in explaining the full stellar IMF. It is only the rare stars that gain sufficient mass due to competitive accretion that attain high-mass status. As importantly, competitive accretion limits the growth of the bulk of the stars keeping a low median stellar mass.

#### 3.5. *Predictions*

There are several observational predictions that can be gathered from the numerical simulations of competitive accretion. The most striking of these is the relationship between the cluster properties and the mass of the most massive star. Stellar clusters form when newly formed stars fall together to produce small-N groups. These groups grow to form larger clusters by accreting gas and stars from the surrounding environment. The gas

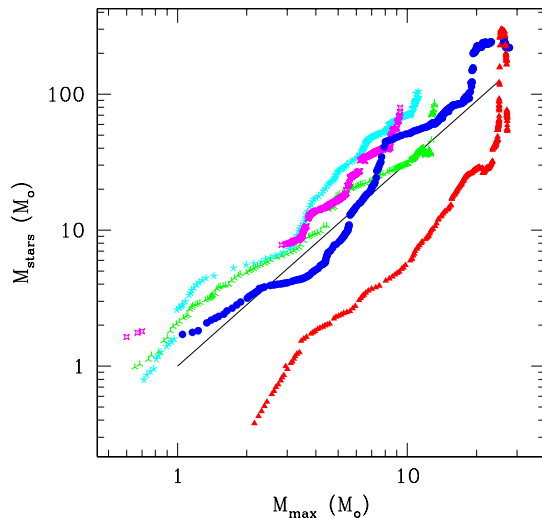


FIGURE 4. The total mass in stars is plotted against the mass of the most massive star in the system. Competitive accretion predicts that as the total mass grows, the mass of the most massive star also increases as  $M_{max} \propto M_{stars}^{2/3}$  (Bonnell *et al.* 2004).

accompanies the stars into the cluster potential with a significant fraction being accreted by the more massive stars. This naturally produces a correlation between the number of stars in the cluster (or the total mass in stars) and the mass of the most massive star therein (Bonnell *et al.* 2004). This prediction, where

$$M_{max} \propto M_{cluster}^{2/3}, \quad (3.2)$$

agrees remarkably well with the analysis of observed young stellar clusters by Weidner & Kroupa (2006).

Competitive accretion also provides an explanation for the frequency and properties of binary systems among massive stars (Bonnell & Bate 2005). Binary systems form readily through fragmentation and three-body capture in the small-N systems in the centre of the forming clusters. The continued accretion hardens binary systems while increasing the masses of the component. Thus, wide (100 AU) low-mass binary systems that undergo continued accretion evolve into high-mass close binary systems. The frequency of such high-mass binary systems is 100 per cent in these systems with the majority of these being close with massive companions. They generally are found to have fairly high eccentricities which, along with their small separations, implies that some of these should merge to form higher mass stars. Stellar densities required to perturb such a binary and force it to merge are estimated to be of order  $10^6$  stars  $\text{pc}^{-3}$ .

### 3.6. Observational comparisons

Competitive accretion requires a bound stellar system in order for the large-scale potential to funnel the gas down to the forming massive stars. This does not mean that the system is cold and globally collapsing, and in fact the system will continually appear to be nearly virialised as any contraction will engender more transverse motions in the turbulent gas. On small scales, the initial fragmentation produces cores which are inter-

nally subsonic as is expected in any turbulent cloud (Padoan *et al.* 2001) as they form due to the shock removal of the turbulent motions (Padoan *et al.* 2001). They also have a low velocity relative to each other and to the nearby interfragment gas (Ayliffe *et al.* 2007). Once they collapse into stars and move due to the large-scale potential, they gain significant velocity dispersions.

The fact that the accreting stellar clusters are always quasi-virial means that the star formation process occurs over several free-fall times of the original system (Bonnell *et al.* 2004). This is a lower limit as it neglects the formation time of the system which must be larger than its localised free-fall time. A further complication to this arises from using final dynamical times to compute the star formation rate. In Bonnell *et al.* (2003), the final cluster dynamical time is of order 3 times smaller than the initial crossing time of the cloud. Using the final cluster timescale thus underestimates the star formation rate per free-fall time by at a factor of 3 or more such that the ONC estimates are very compatible to those from the simulation (Krumholz & Tan 2007). On large scales the SFR is lower still as much of the gas on such scales need not be bound (Clark *et al.* 2005, 2007) .

#### 4. Challenges in Both Models: Feedback

While the core accretion and competitive accretion models differ on how mass is gathered, they both face similar problems in explaining how that mass, once it reaches the vicinity of the star, gets to the stellar surface. The primary barrier is the radiation of the massive protostar, which will be extremely powerful because massive stars have very short Kelvin-Helmholtz times that allow them to reach the main sequence while still accreting. For a  $50 M_{\odot}$  ZAMS star,  $t_{\text{KH}} = GM^2/(RL) \approx 2 \times 10^4$  yr (using the ZAMS models of Tout *et al.* 1996), while the formation time such such a star is a few  $\times 10^5$  yr (McKee & Tan 2002). Radiation can interfere with accretion both directly via the force it exerts and indirectly by ionizing the gas and raising its temperature above the escape speed from the star-forming region.

##### 4.1. Radiation Pressure

The problem of radiation pressure in massive star formation can be viewed in terms of the Eddington limit. In spherical symmetry, a star of luminosity  $L$  and mass  $M$  shining on a gas of opacity  $\kappa$  at a distance  $r$  exerts a force per unit mass  $\kappa L/(4\pi r^2 c)$ , while the gravitational force per unit mass is  $GM/r^2$ . The gravitational force will be stronger only if  $L/M < 4\pi Gc/\kappa = 1.3 \times 10^4 \kappa_1 (L_{\odot}/M_{\odot})$ , where  $\kappa_1$  is  $\kappa$  measured in units of  $\text{cm}^2 \text{g}^{-1}$ . For ZAMS stars, the light to mass ratio reaches  $10^4 L_{\odot}/M_{\odot}$  by a mass of  $35 - 40 M_{\odot}$ , and the opacity of dusty gas at solar metallicity varies from hundreds at visible and UV wavelengths to a few in the far-infrared. This would seem to imply that accretion of dusty gas onto a protostar should be impossible due to radiation pressure for stars larger than a few tens of solar masses, a point made by a series of one-dimensional calculations (Larson & Starrfield 1971; Kahn 1974; Wolfire & Cassinelli 1987).

Since more massive stars are observed to exist, something in this argument must fail. One possibility is that massive stars form not by accretion but by mergers of lower mass stars, which will not be affected by radiation pressure (Bonnell *et al.* 1998; Bonnell & Bate 2005). However, while this process may take place, the high stellar densities required to produce an appreciable merger rate suggest that it is unlikely to be the dominant formation mechanism under Galactic conditions.

A more likely route around the problem of radiation pressure is to recognize that, in an extremely optically thick protostellar envelope, the gas can reshape the radiation field by

beaming it preferentially in certain directions. There is a certain subtlety to this point, since non-spherical *accretion* is not by itself sufficient to overcome radiation pressure. If accretion were non-spherical but the radiation field remained spherical, then the net force on matter would still be away from the star at all points. However, if the opaque gas can force the radiation to flow around certain structures and travel away from the star non-spherically, then the radiation flux within those structures will be reduced and the net force can be inward, allowing accretion.

The most obvious candidate for a structure that can exclude the radiation field is a protostellar disk (Nakano 1989; Nakano *et al.* 1995, 2000; Jijina & Adams 1996). In such a disk, direct stellar radiation will be absorbed in a thin layer within which the dust is near its sublimation temperature, roughly 1000 – 1500 K depending on the exact composition of the grains (Pollack *et al.* 1994; Ossenkopf & Henning 1994). Inside this layer, the opacity of the gas is small and radiation streams outward freely and spherically without exerting much force on the infalling matter. At the dust destruction front, radiation is rapidly down-converted to infrared wavelengths, and then diffuses outward through the dusty envelope. Since the disk is much more opaque than its surroundings, this diffusion is anisotropic, and much less flux passes through the disk than through the region around it. Matter that reaches the disk is shielded and is able to accrete. It will briefly feel a net outward acceleration as it passes through the dust destruction front and encounters the spherical radiation field within it, but if it has enough momentum inward its flow will not be reversed before the dust sublimates and it ceases feeling much radiative acceleration (Wolfire & Cassinelli 1987). Two-dimensional multi-group radiation-hydrodynamic simulations of this process starting from non-turbulent initial conditions demonstrate that it allows the formation of stars up to  $43 M_{\odot}$  (Yorke & Sonnhalter 2002). The upper mass limit is set in this simulation because eventually the radiation field is able to reverse the infall of matter which has not yet reached the disk, choking off further inflow to the disk.

Expanding to a three-dimensional view and including additional physical processes both open up additional possibilities for anisotropizing the radiation field. As happens in two dimensions, three-dimensional simulations show that radiation blows bubbles above and below the accretion disk, preventing gas from falling onto the star except through the disk. However, in three dimensions these bubbles prove to be subject to an instability analogous to Rayleigh-Taylor instability, which causes the bubbles to break up into low density chimneys filled with outward-moving radiation and high density walls that channel gas inward to the disk (Krumholz *et al.* 2005a). If there are substantial magnetic fields present in the infalling gas, this separation of the gas into dense inflowing channels and diffuse radiation chimneys can be significantly accelerated by photon bubble instability (Turner *et al.* 2007). Finally, both observations (Beuther *et al.* 2002, 2003, 2004; Beuther & Shepherd 2005) and simulations (Banerjee & Pudritz 2007) show that massive protostars produce hydromagnetic outflows just like their low mass counterparts. These outflows are launched near the star, where their dust is sublimated away, and the dust does not have time to re-form until the outflowing gas is well away from the star. As a result, the cavities that protostellar outflows punch into massive cores are optically thin, providing an escape channel for radiation that provides significant anisotropy and reduces the radiation pressure force near the equatorial plan by up to an order of magnitude (Krumholz *et al.* 2005b).

Together, these calculations suggest that the radiation pressure problem is considerably less daunting than was suggested by early spherically-symmetric estimates. However, this problem is not completely closed, and a number of outstanding issues remain. First, all of the multi-dimensional simulations and analytic calculations to date have assumed that dust and gas are perfectly well-coupled and that, except for sublimating at high temper-

atures, grains do not change their properties as gas accretes. However, one-dimensional radiation-hydrodynamic simulations show that neither of these assumptions are strictly true (Suttner *et al.* 1999), and it is not clear how this will affect the radiation pressure problem in more dimensions.

Second, how magnetic fields will affect the radiation pressure problem is still largely an open question. Only one radiation-magnetohydrodynamic simulation of massive star formation has been reported in the literature (Turner *et al.* 2007), and this focused solely on magnetic effects in a small two-dimensional patch of a protostellar envelope. The role of magnetic fields on larger scales and in three dimensions remains unexplored.

Third, essentially all work on radiation pressure to date has taken place in the context of the core accretion rather than the competitive accretion model. The initial conditions generally start from a single gravitationally bound massive core. The sole exception to this is Edgar & Clarke (2004), who simulate Bondi-Hoyle accretion onto a massive star and find that radiation pressure completely halts accretion onto stars larger than about  $10 M_{\odot}$ . Since the calculations begin with a smooth flow that is not undergoing gravitational collapse, it is unclear if the results will continue to hold in the context of a more sophisticated competitive accretion model. However, this result does point out that whether radiation pressure can be overcome in the absence of an initial bound core remains an open question.

#### 4.2. Ionization

The second form of feedback that might prevent accretion is ionizing radiation, which can heat gas to temperatures of  $10^4$  K, with sound speeds of  $10 \text{ km s}^{-1}$ . If the ionized region expands to include gas for which the escape speed from the massive star and its surrounding gas is smaller than  $10 \text{ km s}^{-1}$ , the ionized gas will begin to escape, potentially choking off the supply of mass to the protostar. Whether or not this happens depends on the interaction between the ionizing radiation field and the gas inflow. Walmsley (1995) first pointed out that in a spherically symmetric accretion flow, ionizing radiation can be trapped against the stellar surface simply by the flux of inflowing matter. The mass flux required to accomplish this is relatively modest,  $\lesssim 10^{-4} M_{\odot} \text{ yr}^{-1}$  even for mid-O stars. The accretion rates for such massive objects expected from analytic models and simulations (e.g. McKee & Tan 2003; Bonnell *et al.* 2004; Krumholz *et al.* 2007b), or simply inferred on dimensional grounds from the observed properties of massive star-forming regions, are of comparable size.

Keto (2002, 2003, 2007) has generalized this model to cases where the accretion flow does not completely quench the HII region, and where the accretion flow is cylindrically-symmetric and has non-zero angular momentum. He finds that even after an HII region is able to lift off a stellar surface it may be confined for an extended period because the continual supply of new gas keeps the ionized region confined close enough to the star so that even gas with a sound speed of  $10 \text{ km s}^{-1}$  remains bound and accretes onto the star. In this case ionization continues despite the presence of an HII region. Depending on the relative sizes of the ionization radius and the gas circularization radius, some of the accretion disk may fall within the ionized region, leading to formation of an ionized, accreting disk as observed in G10.6-0.4 (Keto & Wood 2006). The general conclusion of this work is the ionizing radiation cannot significantly inhibit the formation of a massive star. As long as there is sufficient material left to accrete, the ionized region can be trapped so that gas can continue to accrete through it.

On the numerical side, Dale *et al.* (2005) has simulated the expansion of an HII region into a turbulent, non-magnetized parsec-sized cluster of gas and stars produced by a previous simulation of cluster formation via competitive accretion (Bonnell & Bate 2002).

In agreement with Keto, Dale *et al.* find that ionizing radiation feedback cannot significantly impede the formation of massive stars. Although an ionizing source deposits in a protocluster gas cloud an amount of energy significantly larger than its binding energy, this energy does not succeed in unbinding the cluster or preventing the mass in dense structures from accreting. Instead, it simply blows off a relatively small fraction of the low density gas. Overall, the behavior of the gas with respect to the ionizing radiation has much in common with its behavior with respect to the non-ionizing radiation: an inhomogeneous gas flow shapes the radiation field, forcing radiation to flow out through low density channels while removing relatively little mass, and at the same time allowing dense, shielded gas to move inward under the influence of gravity.

Based on this combination of numerical and analytic work, it seems unlikely the ionizing radiation poses a serious challenge to either the core accretion or competitive accretion models of massive star formation.

## 5. Future Directions

### 5.1. Observations

There is considerable room for future observations to improve our models of how massive stars work. Such measurements are difficult to use directly in discriminating between the competitive and core accretion models, because the models differ primarily in how the mass is gathered, a process that occurs on time scales far too long to observe. The challenge, therefore, is to design observations that can address the secondary conditions implied or required by the models. Here we present some potentially powerful observational tests for this purpose. Most of these are submillimeter measurements that will require ALMA, although some may be possible earlier using the current generation of telescopes, such as PdBI, SMA, and CARMA. Others involve observations in the radio, infrared, and X-rays. These observations can be roughly divided into three scales: the “micro” scale of individual star systems and their immediate gaseous progenitors, the “meso” scale of individual star clusters, and the “macro” scale of star formation on galactic scales.

#### 5.1.1. Micro Scales

On the micro scale, one significant advance could come through observations of a large sample of disks around massive protostars. Both competitive accretion and core accretion models predict that massive stars should have disks  $\sim 1000$  AU in size. However, competitive accretion models also predict that the typical massive star has a large number of close encounters with other stars which will destroy or greatly truncate the disk at regular intervals (Scally & Clarke 2001; Bonnell *et al.* 2003; Pfalzner *et al.* 2006; Moeckel & Bally 2007). Continuing accretion causes the disk to grow back, but this model implies that in a sample of massive, embedded stars without significant HII regions, there should be some fraction at any given time that lack disks. In the core accretion model encounters are much rarer, and a disk should always be present until accretion stops and the remnant disk material is removed by ionizing radiation from the massive star. The fraction of diskless, still-embedded massive stars predicted by competitive accretion models is not yet certain, but an observation of whether such stars exist is a potentially powerful discriminator between models.

A second very useful micro scale observation would be a better determination of the properties of massive cores, the basic building blocks of the core accretion model. This model requires the similarity between the shapes of the core and initial stellar mass and spatial distributions observed for lower mass cores continue up to a least a few hundred

$M_{\odot}$ . Agreement between these properties has only been established in nearby low- and intermediate-mass regions, and evidence that this mapping does not hold for massive cores in more distant regions would rule out the simple core accretion model.

We would also like to know centrally concentrated massive cores are, and to what extent do they break up into collections of lower mass clumps at high resolution, since both of these will have an impact on how and whether they fragment. Observations today hint at a high degree of central concentration (Beuther *et al.* 2007), but this is only for a single core, and even in this case the observations lack the resolution to address the degree of clumping.

The question of clumping also leads to the problem of determining to what extent massive cores already contain low mass stars. Motte *et al.* (2007) find that even infrared-quiet massive cores harbor SiO( $2 \rightarrow 1$ ) emission indicative of outflows from low mass stars. They infer that any truly starless phase for massive cores must last  $\lesssim 1000$  yr. Given these cores' masses and mean densities, this is not surprising, since any reasonable density distribution would suggest that they contain at least  $\sim M_{\odot}$  of gas at densities high enough to collapse in 1000 yr. However, the degree of low mass stellar content is an important discriminator between theories. Core accretion models predict that massive cores fragment weakly, so one should essentially never find a massive core that has converted a significant fraction of its mass to stars but has formed only low mass stars. Any low mass stars that exist in such a core should grow to become massive stars as more gas falls onto them. Competitive accretion models, on the other hand, predict that an outcome in which massive cores fragment and produce only low mass stars should not be uncommon. For this reason, determining the low-mass stellar content of IR-quiet massive cores would be extremely useful. This might be possible using X-ray observations, which are very sensitive to the presence of low mass stars (e.g. Feigelson *et al.* 2005).

A final micro scale observational question concerns the apparently isolated O stars identified by de Wit *et al.* (2004, 2005). The existence of these stars already seems to suggest that the presence of a cluster is not absolutely required to form massive stars. It would be very helpful to know if these stars are unusual in any way other than being isolated. For example, are their rotation rates or magnetic properties different than those of O stars found in clustered environments? This would help address the question of whether these stars formed by a different process than typical O stars.

### 5.1.2. *Meso Scales*

On the meso scale, the most useful observations would be better constraints on the dynamical state of cluster-forming gas clumps, and on the formation history of the star clusters that result. As discussed earlier, the question of how massive stars form is intimately tied to the question whether star clusters form in a process of global collapse in which the parent cloud never reaches any sort of equilibrium configuration, or whether cluster-forming clouds are quasi-equilibrium objects within which collapse occurs only in localized regions. The data that exist now can be interpreted in conflicting ways (e.g. Elmegreen 2000*b*; Tan *et al.* 2006; Krumholz & Tan 2007; Elmegreen 2007; Huff & Stahler 2007), and cannot definitively settle which model more closely approximates reality.

For gaseous star-forming clumps, one can approach this problem by searching for signatures of supersonic collapse via line profiles. There is some evidence for such collapse in certain regions of star cluster formation (e.g. Peretto *et al.* 2006), but in others infall is either completely absent or is subsonic (e.g. Garay 2005). The question of whether the typical region of massive star formation is in a state of global collapse, however, cannot



be answered without more systematic searches covering large number of star-forming clouds.

For revealed star clusters, observations can help by pinning down the star formation history in more detail, hopefully settling the question of the true age spreads in clusters. This project will require both improvements in observational data and in the pre-main sequence models used to convert observed stellar luminosities and temperatures into ages. Observationally, the current surveys suffer from potential problems with incompleteness, interlopers, and dust obscuration. Incompleteness preferentially removes the oldest and lowest mass members from a sample, making clusters appear younger than their true age, while interlopers tend to be older stars whose inclusion in the sample can artificially age clusters. Obscuration by dust in the vicinity of the cluster can push the age in either direction, since it worsens incompleteness but, by dimming stars, it also makes them appear older than their true age. Future surveys should be able to do considerably better than the current generation in minimizing these effects.

For the pre-main sequence tracks, improvements are likely to come from empirical calibrations of the models against binary systems, where masses can be obtained dynamically and the stars are likely to be coeval (e.g. Palla & Stahler 2001; Stassun *et al.* 2004; Boden *et al.* 2005). As more pre-main sequence binaries are discovered and their masses and radii determined, it should be possible to progressively improve the models and reduce the uncertainties in the ages they produce.

A final point to remember is that distance uncertainty is a constant concern, since, as the case of the ONC shows, even a  $\lesssim 20\%$  change in the estimate distance can significantly skew estimates of the star formation history. Radio parallax measurements of the distances to many more star forming regions should be forthcoming in the next few years, and may force significant revisions in our models of star formation histories.

### 5.1.3. *Macro Scales*

Galactic and larger scale observations are powerful tools for massive star formation studies because they offer the opportunity to obtain statistical constraints, something generally impossible on smaller scales due to the rarity of massive stars. Such observations already indicate the existence of an upper mass cutoff of  $\sim 150 M_{\odot}$ , beyond which stars appear to be very rare or non-existent (Elmegreen 2000a; Weidner & Kroupa 2004; Figer 2005). It is possible that this limit is a result of instabilities in stars after they form rather than something set at formation, but if it is set at formation then it is a result that massive star formation models should be able to explain. An observational determination of there is any variation of this maximum mass from galaxy to galaxy, or within our galaxy, might provide a valuable clue to the origin of the cutoff and thus to the correct picture of how massive stars form. More generally, any convincing evidence for variation in the IMF from region to region, beyond that expected simply from statistical fluctuations, would be helpful.

Galactic-scale observations can also be useful in constraining the star formation rate as a function of density. Krumholz & McKee (2005) define the star formation rate per free-fall time,  $\text{SFR}_{\text{ff}}$ , as the fraction of a gaseous object's mass that is incorporated into stars per free-fall time of that object. Krumholz & Tan (2007) show that, when averaged over galactic scales,  $\text{SFR}_{\text{ff}}$  is typically a few percent for objects ranging in density from entire giant molecular clouds,  $\sim 10^2 \text{ cm}^{-3}$  in density, to sub-pc size clumps traced by HCN(1  $\rightarrow$  0) emission, which is excited only at densities  $\sim 10^5 \text{ cm}^{-3}$  or higher. They argue that this implies that cluster-forming gas clumps cannot be rapidly collapsing, a result required by the core accretion model and incompatible with competitive accretion. However, systematic uncertainties limit the determination of  $\text{SFR}_{\text{ff}}$  to factors of  $\sim 3 - 4$ ,

meaning that a rise of  $\text{SFR}_{\text{ff}}$  with density cannot be definitively ruled out. The largest such uncertainty is in the conversion of observed molecular line luminosities to masses, and this can be significantly reduced by better observational calibrations of the “X” factor for the various molecules used in surveys.

Observations to date also cannot rule out the possibility that the galactic-averaged value of  $\text{SFR}_{\text{ff}}$  is low because it averages over a significant amount of the emitting gas is not associated with star-forming regions. In this picture star-forming clumps would collapse rapidly, as required by competitive accretion, but their high values of  $\text{SFR}_{\text{ff}}$  would be diluted by the inclusion in galactic averages of a significant amount of gas that emits in a given line but that is not bound and is not forming stars at all. Resolved observations of a large sample of line-emitting regions in nearby galaxies, combined with resolved infrared observations to estimate star formation rates in those regions, could determine whether such sterile clouds exist. A preliminary survey of the Milky Way finds that large HCN-emitting gas clouds generally have the same values of  $\text{SFR}_{\text{ff}}$  inferred from galactic averages (Wu *et al.* 2005), but there is considerable scatter in the result, and since the sample was selected based on indicators of massive star formation, the survey does not address the possible existence of sterile HCN-emitting clouds.

## 5.2. Simulations

There is also considerable room for improvement in simulations of massive star formation. The simulations that have been performed to date can be roughly placed into a continuum running from those with large dynamic ranges in three dimensions but rather limited inputs physics to those that include extremely detailed physics, but with lower dimensionality, lower dynamic range, or both. Including all or even most of the physical processes relevant to massive star formation in a simulation that has the same dynamic range as that achieved by calculations including only hydrodynamics plus gravity is not feasible on current computers. However, it is possible to push from both ends of the spectrum toward the middle. We end this review by highlighting what we believe are two of the most promising directions for progress of this sort.

### 5.2.1. Cluster Formation with Feedback

Much of the debate between competing models concerns whether the collapse process that forms a massive star is localized to a single massive core, or occurs globally within a much larger cloud that forms an entire cluster. However, the dynamics of clusters are certainly modified by feedback from embedded protostars, and the role of feedback has been subjected only to a very limited exploration in simulations.

One obvious place for improvement would be to extend the work of Krumholz *et al.* (2007b) on radiative suppression of fragmentation to larger scales. The Krumholz *et al.* simulations follow the collapse of  $\sim 0.1$  pc-size cores down to  $\sim 10$  AU scales; the cores are turbulent initially, but the turbulence is allowed to decay freely. It should be possible to repeat a simulation of this sort on large scales, following an entire cluster-forming gas clump  $\sim 0.5$  pc in size and  $\sim 5000M_{\odot}$  in mass. Such a simulation would address the question of whether the dynamics of competitive accretion, which inevitably happen in a simulation containing many thermal Jeans masses where the turbulence is not driven, are significantly modified by radiative feedback. The challenge here is whether the calculations could be done at high enough resolution to allow meaningful comparison to earlier work and still run in a reasonable amount of time. Simulations involving radiative transfer are generally  $\sim 5$  times as expensive as ones involving only hydrodynamics and gravity, and their resolution is correspondingly worse. New radiation-hydrodynamic algorithms that are potentially much faster than those used in the Krumholz *et al.* sim-

ulations may help with this problem (e.g. Whitehouse & Bate 2004; Whitehouse *et al.* 2005; Shestakov & Offner 2007).

Another important priority is to improve on the pioneering work of Li & Nakamura (2006) and Nakamura & Li (2007) on the effect of protostellar outflows on cluster dynamics. They simulate magnetized clouds in which forming protostars generate outflows, and find that these outflows drive turbulence strongly enough to keep the star formation rate to  $\text{SFR}_{\text{ff}} \sim 5\%$  and to prevent the cloud from going into overall collapse. If these results are valid, then outflows qualitatively change the dynamics of star cluster formation in a way that appears on its face inconsistent with the competitive accretion model in which massive stars form by accreting gas over large distances from a region in global rather than local collapse. However, there are significant caveats. The simulations use a fairly low resolution fixed grid with no adaptivity. Low resolution could artificially isotropize the energy from outflows, making them more effective at driving turbulence than more collimated outflows would be. The simulations also use a very simple implementation of sink particles to represent forming protostars; these sink particles all have the same mass, and they instantaneously appear on the computational grid rather than accreting gas over time. As a result, they cannot directly study the impact of outflows on the dynamics of accretion. Clearly it is important to repeat these simulations using higher resolution adaptive mesh or Lagrangean simulations, and using a more sophisticated implementation of sink particles in which it is possible to follow accretion over time (Bate *et al.* 1995; Krumholz *et al.* 2004).

### 5.2.2. Fragmentation and Feedback with Magnetic Fields

Another almost completely unexplored area is the effect of magnetic fields on fragmentation, accretion, and feedback in regions of massive star formation. The first MHD simulations of low mass star formation with enough dynamic range to study fragmentation, using three very different numerical techniques, all find that magnetic fields significantly reduce fragmentation compared to the purely hydrodynamical case (Hosking & Whitworth 2004; Price & Bate 2007; Hennebelle & Teyssier 2007; Machida *et al.* 2007). To date no simulations of magnetic fields in the context have massive star or star cluster formation have been performed. It would be very valuable to repeat earlier hydrodynamic or radiation-hydrodynamic simulations (e.g. Bonnell *et al.* 2004 or Krumholz *et al.* 2007b) with MHD to see how magnetic fields change fragmentation and initial accretion.

Magnetic fields may also also change how feedback from embedded protostars interact with the environment, an effect already hinted at by a number of simulations. Turner *et al.* (2007) show that magnetic fields make it easier to overcome the radiation pressure barrier in massive star formation because they allow photon bubble instabilities to develop, while Nakamura & Li (2007) show that magnetic fields, by providing a means to redistributed energy from protostellar outflows throughout a cluster, enhance outflows' ability to drive turbulent motions and affect cloud dynamics. Krumholz *et al.* (2007d) find that magnetic fields can help confine HII regions and also transmit their effects via fast magnetosonic and Alfvén waves to distant parts of a flow. This could potentially alter the findings of Dale *et al.* (2005) that because HII regions expand asymmetrically into low density parts of a flow they cannot unbind clusters or greatly reduce the star formation rate within them. In summary, all the simulations of massive star formation that have been performed to date could be very significantly altered by the inclusion of magnetic fields. With the advent of AMR and SPH MHD codes (Fromang *et al.* 2006; Price & Bate 2007) capable of achieving significant dynamic ranges in MHD problems, it is important to repeat these calculations with MHD.

We thank S. S. R. Offner for helpful discussions. This work was supported by: NASA through Hubble Fellowship grant HSF-HF-01186 awarded by the Space Telescope Science Institute, which is operated by the Association of Universities for Research in Astronomy, Inc., for NASA, under contract NAS 5-26555; the National Science Foundation under Grant No. PHY05-51164; the Arctic Region Supercomputing Center; the National Energy Research Scientific Computing Center, which is supported by the Office of Science of the US Department of Energy under contract DE-AC03-76SF00098, through ERCAP grant 80325; the NSF San Diego Supercomputer Center through NPACI program grant UCB267; and the US Department of Energy at the Lawrence Livermore National Laboratory under contract W-7405-Eng-48.

## REFERENCES

- ALVES, J., LOMBARDI, M. & LADA, C. J. 2007 The mass function of dense molecular cores and the origin of the IMF. *A&A* **462**, L17–L21.
- ANDRÉ, P., BELLOCHE, A., MOTTE, F. & PERETTO, N. 2007 The initial conditions of star formation in the Ophiuchus main cloud: Kinematics of the protocluster condensations. *A&A* In press, arXiv:0706.1535.
- APAI, D., BIK, A., KAPER, L., HENNING, T. & ZINNECKER, H. 2007 Massive binaries in high-mass star-forming regions: A multi-epoch radial velocity survey of embedded O-stars. *ApJ* **655**, 484–491.
- AYLIFFE, B. A., LANGDON, J. C., COHL, H. S. & BATE, M. R. 2007 On the relative motions of dense cores and envelopes in star-forming molecular clouds. *MNRAS* **374**, 1198–1206.
- BANERJEE, R. & PUDRITZ, R. E. 2007 Massive Star Formation via High Accretion Rates and Early Disk-driven Outflows. *ApJ* **660**, 479–488.
- BASTIAN, N. & GOODWIN, S. P. 2006 Evidence for the strong effect of gas removal on the internal dynamics of young stellar clusters. *MNRAS* **369**, L9–L13.
- BATE, M. R. & BONNELL, I. A. 2005 The origin of the initial mass function and its dependence on the mean Jeans mass in molecular clouds. *MNRAS* **356**, 1201–1221.
- BATE, M. R., BONNELL, I. A. & BROMM, V. 2003 The formation of a star cluster: predicting the properties of stars and brown dwarfs. *MNRAS* **339**, 577–599.
- BATE, M. R., BONNELL, I. A. & PRICE, N. M. 1995 Modelling accretion in protobinary systems. *MNRAS* **277**, 362–376.
- BEUTHER, H., LEURINI, S., SCHILKE, P., WYROWSKI, F., MENTEN, K. M. & ZHANG, Q. 2007 Interferometric multi-wavelength (sub)millimeter continuum study of the young high-mass protocluster IRAS 05358+3543. *A&A* **466**, 1065–1076.
- BEUTHER, H. & SCHILKE, P. 2004 Fragmentation in Massive Star Formation. *Science* **303**, 1167–1169.
- BEUTHER, H., SCHILKE, P. & GUETH, F. 2004 Massive Molecular Outflows at High Spatial Resolution. *ApJ* **608**, 330–340.
- BEUTHER, H., SCHILKE, P., GUETH, F., MCCAUGHREAN, M., ANDERSEN, M., SRIDHARAN, T. K. & MENTEN, K. M. 2002 IRAS 05358+3543: Multiple outflows at the earliest stages of massive star formation. *A&A* **387**, 931–943.
- BEUTHER, H., SCHILKE, P. & STANKE, T. 2003 Multiple outflows in IRAS 19410+2336. *A&A* **408**, 601–610.
- BEUTHER, H. & SHEPHERD, D. 2005 Precursors of UCHII regions and the evolution of massive outflows. In *Cores to Clusters: Star Formation with Next Generation Telescopes*, pp. 105–119.
- BEUTHER, H., SRIDHARAN, T. K. & SAITO, M. 2005 Caught in the Act: The Onset of Massive Star Formation. *ApJ* **634**, L185–L188.
- BEUTHER, H., ZHANG, Q., SRIDHARAN, T. K., LEE, C.-F. & ZAPATA, L. A. 2006 The high-mass star-forming region IRAS 18182-1433. *A&A* **454**, 221–231.
- BODEN, A. F., SARGENT, A. I., AKESON, R. L., CARPENTER, J. M., TORRES, G., LATHAM, D. W., SODERBLUM, D. R., NELAN, E., FRANZ, O. G. & WASSERMAN, L. H. 2005

- Dynamical Masses for Low-Mass Pre-Main-Sequence Stars: A Preliminary Physical Orbit for HD 98800 B. *ApJ* **635**, 442–451.
- BONANOS, A. Z., STANEK, K. Z., UDALSKI, A., WYRZYKOWSKI, L., ŻEBRUŃ, K., KUBIAK, M., SZYMAŃSKI, M. K., SZEWCZYK, O., PIETRZYŃSKI, G. & SOSZYŃSKI, I. 2004 WR 20a Is an Eclipsing Binary: Accurate Determination of Parameters for an Extremely Massive Wolf-Rayet System. *ApJ* **611**, L33–L36.
- BONNELL, I. A. & BATE, M. R. 2002 Accretion in stellar clusters and the collisional formation of massive stars. *MNRAS* **336**, 659–669.
- BONNELL, I. A. & BATE, M. R. 2005 Binary systems and stellar mergers in massive star formation. *MNRAS* **362**, 915–920.
- BONNELL, I. A. & BATE, M. R. 2006 Star formation through gravitational collapse and competitive accretion. *MNRAS* pp. 624–+.
- BONNELL, I. A., BATE, M. R., CLARKE, C. J. & PRINGLE, J. E. 2001a Competitive accretion in embedded stellar clusters. *MNRAS* **323**, 785–794.
- BONNELL, I. A., BATE, M. R. & VINE, S. G. 2003 The hierarchical formation of a stellar cluster. *MNRAS* **343**, 413–418.
- BONNELL, I. A., BATE, M. R. & ZINNECKER, H. 1998 On the formation of massive stars. *MNRAS* **298**, 93–102.
- BONNELL, I. A., CLARKE, C. J. & BATE, M. R. 2006 The Jeans mass and the origin of the knee in the IMF. *MNRAS* **368**, 1296–1300.
- BONNELL, I. A., CLARKE, C. J., BATE, M. R. & PRINGLE, J. E. 2001b Accretion in stellar clusters and the initial mass function. *MNRAS* **324**, 573–579.
- BONNELL, I. A. & DAVIES, M. B. 1998 Mass segregation in young stellar clusters. *MNRAS* **295**, 691–+.
- BONNELL, I. A., LARSON, R. B. & ZINNECKER, H. 2007 The Origin of the Initial Mass Function. In *Protostars and Planets V*, B. Reipurth, D. Jewitt, and K. Keil (eds.), University of Arizona Press, Tucson, 951 pp., 2007., p.149-164 (ed. B. Reipurth, D. Jewitt & K. Keil), pp. 149–164.
- BONNELL, I. A., VINE, S. G. & BATE, M. R. 2004 Massive star formation: nurture, not nature. *MNRAS* **349**, 735–741.
- CABALLERO, J. A. 2007 Dynamical parallax of sigma Ori AB: mass, distance and age. *MNRAS* In press, arXiv:0710.3541.
- CLARK, P. C. & BONNELL, I. A. 2004 Star formation in transient molecular clouds. *MNRAS* **347**, L36–L40.
- CLARK, P. C. & BONNELL, I. A. 2006 Clumpy shocks and the clump mass function. *MNRAS* **368**, 1787–1795.
- CLARK, P. C., BONNELL, I. A., ZINNECKER, H. & BATE, M. R. 2005 Star formation in unbound giant molecular clouds: the origin of OB associations? *MNRAS* **359**, 809–818.
- CLARK, P. C., KLESSEN, R. S. & BONNELL, I. A. 2007 Clump lifetimes and the initial mass function. *MNRAS* **379**, 57–62.
- DALE, J. E., BONNELL, I. A., CLARKE, C. J. & BATE, M. R. 2005 Photoionizing feedback in star cluster formation. *MNRAS* **358**, 291–304.
- DE WIT, W. J., TESTI, L., PALLA, F., VANZI, L. & ZINNECKER, H. 2004 The origin of massive O-type field stars. I. A search for clusters. *A&A* **425**, 937–948.
- DE WIT, W. J., TESTI, L., PALLA, F. & ZINNECKER, H. 2005 The origin of massive O-type field stars: II. Field O stars as runaways. *A&A* **437**, 247–255.
- DOBBS, C. L., BONNELL, I. A. & CLARK, P. C. 2005 Centrally condensed turbulent cores: massive stars or fragmentation? *MNRAS* **360**, 2–8.
- DUCHÊNE, G., SIMON, T., EISLÖFFEL, J. & BOUVIER, J. 2001 Visual binaries among high-mass stars. An adaptive optics survey of OB stars in the NGC 6611 cluster. *A&A* **379**, 147–161.
- EDGAR, R. & CLARKE, C. 2004 The effect of radiative feedback on Bondi-Hoyle flow around a massive star. *MNRAS* **349**, 678–686.
- ELMEGREEN, B. G. 2000a Modeling a High-Mass Turn-Down in the Stellar Initial Mass Function. *ApJ* **539**, 342–351.
- ELMEGREEN, B. G. 2000b Star Formation in a Crossing Time. *ApJ* **530**, 277–281.
- ELMEGREEN, B. G. 2006 On the Similarity between Cluster and Galactic Stellar Initial Mass Functions. *ApJ* **648**, 572–579.

- ELMEGREEN, B. G. 2007 On the Rapid Collapse and Evolution of Molecular Clouds. *ApJ* In press, arXiv:0707.2252.
- ELMEGREEN, B. G. & KRAKOWSKI, A. 2001 A Search for Environmental Influence on Stellar Mass. *ApJ* **562**, 433–439.
- FEIGELSON, E. D., GETMAN, K., TOWNSLEY, L., GARMIRE, G., PREIBISCH, T., GROSSO, N., MONTMERLE, T., MUENCH, A. & MCCAUGHREAN, M. 2005 Global X-Ray Properties of the Orion Nebula Region. *ApJS* **160**, 379–389.
- FIGER, D. F. 2005 An upper limit to the masses of stars. *Nature* **434**, 192–194.
- FROMANG, S., HENNEBELLE, P. & TEYSSIER, R. 2006 A high order Godunov scheme with constrained transport and adaptive mesh refinement for astrophysical magnetohydrodynamics. *A&A* **457**, 371–384.
- GAO, Y. & SOLOMON, P. M. 2004a HCN Survey of Normal Spiral, Infrared-luminous, and Ultraluminous Galaxies. *ApJS* **152**, 63–80.
- GAO, Y. & SOLOMON, P. M. 2004b The Star Formation Rate and Dense Molecular Gas in Galaxies. *ApJ* **606**, 271–290.
- GARAY, G. 2005 Massive and dense cores: the maternities of massive stars. In *IAU Symposium 227: Massive Star Birth: A Crossroads of Astrophysics* (ed. R. Cesaroni, M. Felli, E. Churchwell & M. Walmsley), pp. 86–91.
- GOODMAN, A. A., BARRANCO, J. A., WILNER, D. J. & HEYER, M. H. 1998 Coherence in Dense Cores. II. The Transition to Coherence. *ApJ* **504**, 223.
- HENNEBELLE, P. & TEYSSIER, R. 2007 Magnetic processes in a collapsing dense core. II Fragmentation. Is there a fragmentation crisis? *A&A* In press, arXiv:0709.2887.
- HILLENBRAND, L. A. & HARTMANN, L. W. 1998 A Preliminary Study of the Orion Nebula Cluster Structure and Dynamics. *ApJ* **492**, 540.
- HIROTA, T., BUSHIMATA, T., CHOI, Y. K., HONMA, M., IMAI, H., IWADATE, K., JIKE, T., KAMENO, S., KAMEYA, O., KAMOHARA, R., KAN-YA, Y., KAWAGUCHI, N., KIJIMA, M., KIM, M. K., KOBAYASHI, H., KUJI, S., KURAYAMA, T., MANABE, S., MARUYAMA, K., MATSUI, M., MATSUMOTO, N., MIYAJI, T., NAGAYAMA, T., NAKAGAWA, A., NAKAMURA, K., OH, C. S., OMODAKA, T., OYAMA, T., SAKAI, S., SASAO, T., SATO, K., SATO, M., SHIBATA, K. M., SHINTANI, M., TAMURA, Y., TSUSHIMA, M. & YAMASHITA, K. 2007 Distance to Orion KL Measured with VERA. *PASJ* In press, arXiv:0705.3792.
- HOSKING, J. G. & WHITWORTH, A. P. 2004 Fragmentation of magnetized cloud cores. *MNRAS* **347**, 1001–1010.
- HUFF, E. M. & STAHLER, S. W. 2006 Star Formation in Space and Time: The Orion Nebula Cluster. *ApJ* **644**, 355–363.
- HUFF, E. M. & STAHLER, S. W. 2007 Cluster Formation in Contracting Molecular Clouds. *ApJ* **666**, 281–289.
- JAPPSSEN, A.-K., KLESSEN, R. S., LARSON, R. B., LI, Y. & MAC LOW, M.-M. 2005 The stellar mass spectrum from non-isothermal gravoturbulent fragmentation. *A&A* **435**, 611–623.
- JIJINA, J. & ADAMS, F. C. 1996 Infall Collapse Solutions in the Inner Limit: Radiation Pressure and Its Effects on Star Formation. *ApJ* **462**, 874.
- JOHNSTONE, D., DI FRANCESCO, J. & KIRK, H. 2004 An Extinction Threshold for Protostellar Cores in Ophiuchus. *ApJ* **611**, L45–L48.
- JOHNSTONE, D., FICH, M., MITCHELL, G. F. & MORIARTY-SCHIEVEN, G. 2001 Large Area Mapping at 850 Microns. III. Analysis of the Clump Distribution in the Orion B Molecular Cloud. *ApJ* **559**, 307–317.
- JOHNSTONE, D., WILSON, C. D., MORIARTY-SCHIEVEN, G., JONCAS, G., SMITH, G., GREGERSEN, E. & FICH, M. 2000 Large-Area Mapping at 850 Microns. II. Analysis of the Clump Distribution in the  $\rho$  Ophiuchi Molecular Cloud. *ApJ* **545**, 327–339.
- KAHN, F. D. 1974 Cocoons around early-type stars. *A&A* **37**, 149–162.
- KETO, E. 2002 On the Evolution of Ultracompact H II Regions. *ApJ* **580**, 980–986.
- KETO, E. 2003 The Formation of Massive Stars by Accretion through Trapped Hypercompact H II Regions. *ApJ* **599**, 1196–1206.
- KETO, E. 2007 The Formation of Massive Stars: Accretion, Disks, and the Development of Hypercompact H II Regions. *ApJ* **666**, 976–981.
- KETO, E. & WOOD, K. 2006 Observations on the Formation of Massive Stars by Accretion. *ApJ* **637**, 850–859.

- KIRK, H., JOHNSTONE, D. & TAFALLA, M. 2007 Dynamics of Dense Cores in the Perseus Molecular Cloud. *ApJ* In press, arXiv:0707.2769.
- KLESSEN, R. S., BALLESTEROS-PAREDES, J., VÁZQUEZ-SEMADENI, E. & DURÁN-ROJAS, C. 2005 Quiescent and Coherent Cores from Gravoturbulent Fragmentation. *ApJ* **620**, 786–794.
- KLESSEN, R. S. & BURKERT, A. 2000 The Formation of Stellar Clusters: Gaussian Cloud Conditions. I. *ApJS* **128**, 287–319.
- KLESSEN, R. S., BURKERT, A. & BATE, M. R. 1998 Fragmentation of Molecular Clouds: The Initial Phase of a Stellar Cluster. *ApJ* **501**, L205+.
- KLESSEN, R. S., HEITSCH, F. & MAC LOW, M. 2000 Gravitational Collapse in Turbulent Molecular Clouds. I. Gasdynamical Turbulence. *ApJ* **535**, 887–906.
- KRATTER, K. M. & MATZNER, C. D. 2006 Fragmentation of massive protostellar discs. *MNRAS* **373**, 1563–1576.
- KRATTER, K. M., MATZNER, C. D. & KRUMHOLZ, M. R. 2007 Global Models for the Evolution of Embedded, Accreting Protostellar Disks. *ApJ* Submitted, arXiv:0709.4252.
- KRUMHOLZ, M. R. 2006 Radiation Feedback and Fragmentation in Massive Protostellar Cores. *ApJ* **641**, L45–L48.
- KRUMHOLZ, M. R., KLEIN, R. I. & MCKEE, C. F. 2005a Radiation pressure in massive star formation. In *IAU Symposium 227: Massive Star Birth: A Crossroads of Astrophysics* (ed. R. Cesaroni, M. Felli, E. Churchwell & M. Walmsley), pp. 231–236.
- KRUMHOLZ, M. R., KLEIN, R. I. & MCKEE, C. F. 2007a Molecular Line Emission from Massive Protostellar Disks: Predictions for ALMA and EVLA. *ApJ* **665**, 478–491.
- KRUMHOLZ, M. R., KLEIN, R. I. & MCKEE, C. F. 2007b Radiation-Hydrodynamic Simulations of Collapse and Fragmentation in Massive Protostellar Cores. *ApJ* **656**, 959–979.
- KRUMHOLZ, M. R., KLEIN, R. I., MCKEE, C. F. & BOLSTAD, J. 2007c Equations and Algorithms for Mixed-frame Flux-limited Diffusion Radiation Hydrodynamics. *ApJ* **667**, 626–643.
- KRUMHOLZ, M. R. & MCKEE, C. F. 2005 A General Theory of Turbulence-regulated Star Formation, from Spirals to Ultraluminous Infrared Galaxies. *ApJ* **630**, 250–268.
- KRUMHOLZ, M. R., MCKEE, C. F. & KLEIN, R. I. 2004 Embedding Lagrangian Sink Particles in Eulerian Grids. *ApJ* **611**, 399–412.
- KRUMHOLZ, M. R., MCKEE, C. F. & KLEIN, R. I. 2005b How Protostellar Outflows Help Massive Stars Form. *ApJ* **618**, L33–L36.
- KRUMHOLZ, M. R., MCKEE, C. F. & KLEIN, R. I. 2005c The formation of stars by gravitational collapse rather than competitive accretion. *Nature* **438**, 332–334.
- KRUMHOLZ, M. R., STONE, J. M. & GARDINER, T. A. 2007d Magnetohydrodynamic Evolution of HII Regions in Molecular Clouds: Simulation Methodology, Tests, and Uniform Media. *ApJ* In press, astro-ph/0606539.
- KRUMHOLZ, M. R. & TAN, J. C. 2007 Slow Star Formation in Dense Gas: Evidence and Implications. *ApJ* **654**, 304–315.
- KRUMHOLZ, M. R. & THOMPSON, T. A. 2007 Mass Transfer in Close, Rapidly Accreting Protoplanets: An Origin for Massive Twins? *ApJ* **661**, 1034–1041.
- LADA, C. J. 2006 Stellar Multiplicity and the Initial Mass Function: Most Stars Are Single. *ApJ* **640**, L63–L66.
- LADA, C. J. & LADA, E. A. 2003 Embedded Clusters in Molecular Clouds. *ARA&A* **41**, 57–115.
- LADA, C. J., MUENCH, A. A., RATHBORNE, J. M., ALVES, J. F. & LOMBARDI, M. 2007 The Nature of the Dense Core Population in the Pipe Nebula: Thermal Cores Under Pressure. *ApJ* In press, arXiv:0709.1164.
- LARSON, R. B. 1984 Gravitational torques and star formation. *MNRAS* **206**, 197–207.
- LARSON, R. B. 2005 Thermal physics, cloud geometry and the stellar initial mass function. *MNRAS* **359**, 211–222.
- LARSON, R. B. & STARRFIELD, S. 1971 On the formation of massive stars and the upper limit of stellar masses. *A&A* **13**, 190.
- LI, Z.-Y. & NAKAMURA, F. 2006 Cluster Formation in Protostellar Outflow-driven Turbulence. *ApJ* **640**, L187–L190.
- LUCY, L. B. 2006 Spectroscopic binaries with components of similar mass. *A&A* **457**, 629–635.

- MACHIDA, M. N., TOMISAKA, K., MATSUMOTO, T. & INUTSUKA, S.-I. 2007 Formation Scenario for Wide and Close Binary Systems. *ArXiv e-prints* **709**.
- MATZNER, C. D. & MCKEE, C. F. 2000 Efficiencies of Low-Mass Star and Star Cluster Formation. *ApJ* **545**, 364–378.
- MCKEE, C. F. & TAN, J. C. 2002 Massive star formation in 100,000 years from turbulent and pressurized molecular clouds. *Nature* **416**, 59–61.
- MCKEE, C. F. & TAN, J. C. 2003 The Formation of Massive Stars from Turbulent Cores. *ApJ* **585**, 850–871.
- MCMILLAN, S. L. W., VESPERINI, E. & PORTEGIES ZWART, S. F. 2007 A Dynamical Origin for Early Mass Segregation in Young Star Clusters. *ApJ* **655**, L45–L49.
- MENTEN, K. M., REID, M. J., FORBRICH, J. & BRUNTHALER, A. 2007 The distance to the Orion Nebula. *A&A* **474**, 515–520.
- MOECKEL, N. & BALLY, J. 2007 Binary Capture Rates for Massive Protostars. *ApJ* **661**, L183–L186.
- MOTTE, F., ANDRE, P. & NERI, R. 1998 The initial conditions of star formation in the rho Ophiuchi main cloud: wide-field millimeter continuum mapping. *A&A* **336**, 150–172.
- MOTTE, F., BONTEMPS, S., SCHILKE, P., SCHNEIDER, N., MENTEN, K. M. & BROGUIÈRE, D. 2007 The earliest phases of high-mass star formation: a 3 square degree millimeter continuum mapping of Cygnus X. *ArXiv e-prints* **708**.
- NAKAMURA, F. & LI, Z.-Y. 2007 Protostellar Turbulence Driven by Collimated Outflows. *ApJ* **662**, 395–412.
- NAKANO, T. 1989 Conditions for the formation of massive stars through nonspherical accretion. *ApJ* **345**, 464–471.
- NAKANO, T., HASEGAWA, T., MORINO, J. & YAMASHITA, T. 2000 Evolution of Protostars Accreting Mass at Very High Rates: Is Orion IRc2 a Huge Protostar? *ApJ* **534**, 976–983.
- NAKANO, T., HASEGAWA, T. & NORMAN, C. 1995 The Mass of a Star Formed in a Cloud Core: Theory and Its Application to the Orion A Cloud. *ApJ* **450**, 183.
- OEY, M. S., KING, N. L. & PARKER, J. W. 2004 Massive Field Stars and the Stellar Clustering Law. *AJ* **127**, 1632–1643.
- OFFNER, S. S. R., KRUMHOLZ, M. R., KLEIN, R. I. & MCKEE, C. F. 2007 The Dynamics of Molecular Cloud Cores in the Presence of Driven and Decaying Turbulence. *ApJ* In preparation.
- ONISHI, T., MIZUNO, A., KAWAMURA, A., TACHIHARA, K. & FUKUI, Y. 2002 A Complete Search for Dense Cloud Cores in Taurus. *ApJ* **575**, 950–973.
- OSSENKOPF, V. & HENNING, T. 1994 Dust opacities for protostellar cores. *A&A* **291**, 943–959.
- PADOAN, P., JUVELA, M., GOODMAN, A. A. & NORDLUND, Å. 2001 The Turbulent Shock Origin of Proto-Stellar Cores. *ApJ* **553**, 227–234.
- PADOAN, P. & NORDLUND, Å. 2002 The Stellar Initial Mass Function from Turbulent Fragmentation. *ApJ* **576**, 870–879.
- PALLA, F. & STAHLER, S. W. 2001 Binary Masses as a Test for Pre-Main-Sequence Tracks. *ApJ* **553**, 299–306.
- PARKER, R. J. & GOODWIN, S. P. 2007 Do O-stars form in isolation? *MNRAS* **380**, 1271–1275.
- PERETTO, N., ANDRÉ, P. & BELLOCHE, A. 2006 Probing the formation of intermediate- to high-mass stars in protoclusters. A detailed millimeter study of the NGC 2264 clumps. *A&A* **445**, 979–998.
- PFALZNER, S., OLCZAK, C. & ECKART, A. 2006 The fate of discs around massive stars in young clusters. *A&A* **454**, 811–814.
- PINSONNEAULT, M. H. & STANEK, K. Z. 2006 Binaries Like to Be Twins: Implications for Doubly Degenerate Binaries, the Type Ia Supernova Rate, and Other Interacting Binaries. *ApJ* **639**, L67–L70.
- POLLACK, J. B., HOLLENBACH, D., BECKWITH, S., SIMONELLI, D. P., ROUSH, T. & FONG, W. 1994 Composition and radiative properties of grains in molecular clouds and accretion disks. *ApJ* **421**, 615–639.
- PREIBISCH, T., WEIGELT, G. & ZINNECKER, H. 2001 Multiplicity of Massive Stars. In *IAU Symposium* (ed. H. Zinnecker & R. Mathieu), pp. 69–+.
- PRICE, D. J. & BATE, M. R. 2007 The impact of magnetic fields on single and binary star formation. *MNRAS* **377**, 77–90.



- RATHBORNE, J. M., LADA, C. J., MUENCH, A. A., ALVES, J. F. & LOMBARDI, M. 2007 The nature of the dense core population in the Pipe Nebula: A survey of NH<sub>3</sub>, CCS, and HC<sub>5</sub>N molecular line emission. *ApJS* In press, arXiv:0708.3660.
- RAUW, G., CROWTHER, P. A., DE BECKER, M., GOSSET, E., NAZÉ, Y., SANA, H., VAN DER HUHT, K. A., VREUX, J.-M. & WILLIAMS, P. M. 2005 The spectrum of the very massive binary system WR 20a (WN6ha + WN6ha): Fundamental parameters and wind interactions. *A&A* **432**, 985–998.
- REID, M. A. & WILSON, C. D. 2005 High-Mass Star Formation. I. The Mass Distribution of Submillimeter Clumps in NGC 7538. *ApJ* **625**, 891–905.
- REID, M. A. & WILSON, C. D. 2006 High-Mass Star Formation. II. The Mass Function of Submillimeter Clumps in M17. *ApJ* **644**, 990–1005.
- SANDSTROM, K. M., PEEK, J. E. G., BOWER, G. C., BOLATTO, A. D. & PLAMBECK, R. L. 2007 A Parallax Distance of  $389_{-21}^{+24}$  Parsecs to the Orion Nebula Cluster from Very Long Baseline Array Observations. *ApJ* **667**, 1161–1169.
- SCALLY, A. & CLARKE, C. 2001 Destruction of protoplanetary discs in the Orion Nebula Cluster. *MNRAS* **325**, 449–456.
- SHATSKY, N. & TOKOVININ, A. 2002 The mass ratio distribution of B-type visual binaries in the Sco OB2 association. *A&A* **382**, 92–103.
- SHESTAKOV, A. I. & OFFNER, S. S. R. 2007 A Multigroup Diffusion Solver Using Pseudo Transient Continuation for a Radiation-Hydrodynamic with Patch-Based AMR. *JCP* In press, arXiv:0710.4509.
- SRIDHARAN, T. K., BEUTHER, H., SAITO, M., WYROWSKI, F. & SCHILKE, P. 2005 High-Mass Starless Cores. *ApJ* **634**, L57–L60.
- STANKE, T., SMITH, M. D., GREDEL, R. & KHANZADYAN, T. 2006 An unbiased search for the signatures of protostars in the  $\rho$  Ophiuchi molecular cloud . II. Millimetre continuum observations. *A&A* **447**, 609–622.
- STASSUN, K. G., MATHIEU, R. D., VAZ, L. P. R., STROUD, N. & VRBA, F. J. 2004 Dynamical Mass Constraints on Low-Mass Pre-Main-Sequence Stellar Evolutionary Tracks: An Eclipsing Binary in Orion with a 1.0  $M_{\odot}$  Primary and a 0.7  $M_{\odot}$  Secondary. *ApJS* **151**, 357–385.
- SUTTNER, G., YORKE, H. W. & LIN, D. N. C. 1999 Dust Coagulation in Infalling Protostellar Envelopes. I. Compact Grains. *ApJ* **524**, 857–866.
- TAN, J. C., KRUMHOLZ, M. R. & MCKEE, C. F. 2006 Equilibrium Star Cluster Formation. *ApJ* **641**, L121–L124.
- TESTI, L. & SARGENT, A. I. 1998 Star Formation in Clusters: A Survey of Compact Millimeter-Wave Sources in the Serpens Core. *ApJ* **508**, L91–L94.
- TOUT, C. A., POLS, O. R., EGGLETON, P. P. & HAN, Z. 1996 Zero-age main-sequence radii and luminosities as analytic functions of mass and metallicity. *MNRAS* **281**, 257–262.
- TURNER, N. J., QUATAERT, E. & YORKE, H. W. 2007 Photon Bubbles in the Circumstellar Envelopes of Young Massive Stars. *ApJ* **662**, 1052–1058.
- WALMSLEY, M. 1995 Dense Cores in Molecular Clouds. In *Revista Mexicana de Astronomia y Astrofisica Conference Series*, p. 137.
- WALSH, A. J., MYERS, P. C. & BURTON, M. G. 2004 Star Formation on the Move? *ApJ* **614**, 194–202.
- WEIDNER, C. & KROUPA, P. 2004 Evidence for a fundamental stellar upper mass limit from clustered star formation. *MNRAS* **348**, 187–191.
- WEIDNER, C. & KROUPA, P. 2006 The maximum stellar mass, star-cluster formation and composite stellar populations. *MNRAS* **365**, 1333–1347.
- WHITEHOUSE, S. C. & BATE, M. R. 2004 Smoothed particle hydrodynamics with radiative transfer in the flux-limited diffusion approximation. *MNRAS* **353**, 1078–1094.
- WHITEHOUSE, S. C., BATE, M. R. & MONAGHAN, J. J. 2005 A faster algorithm for smoothed particle hydrodynamics with radiative transfer in the flux-limited diffusion approximation. *MNRAS* **364**, 1367–1377.
- WOLFIRE, M. G. & CASSINELLI, J. P. 1987 Conditions for the formation of massive stars. *ApJ* **319**, 850–867.
- WU, J., EVANS, N. J., GAO, Y., SOLOMON, P. M., SHIRLEY, Y. L. & VANDEN BOUT, P. A.

2005 Connecting Dense Gas Tracers of Star Formation in our Galaxy to High-z Star Formation. *ApJ* **635**, L173–L176.

YORKE, H. W. & SONNHALTER, C. 2002 On the Formation of Massive Stars. *ApJ* **569**, 846–862.

ZINNECKER, H. 1984 Star formation from hierarchical cloud fragmentation - A statistical theory of the log-normal Initial Mass Function. *MNRAS* **210**, 43–56.